


AUXIGAINÉ

Distribution



The solution for

- > Any electrical device



Conformity to standards

- > IEC 60439-1
- > EN 60439-1
- > NF C 20-040
- > NF C 20010
- > VDE 0110



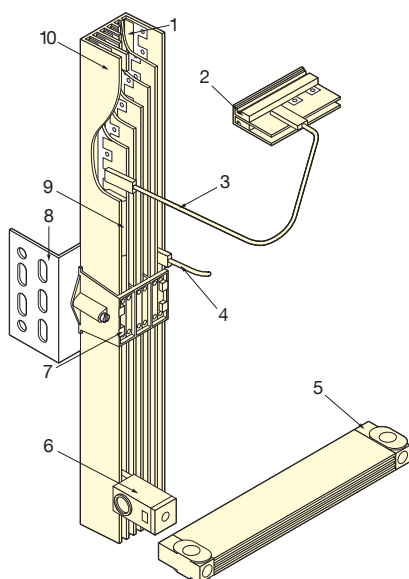
Function

The **AUXIGAINÉ** ensure low power distribution in low voltage electrical circuits. It incorporates a unipolar or multipolar busbar for plugging in 6,3 mm fast-on terminal lugs.

Advantages

- 83 connections per linear meter.
- Modular composition (1 to 6 poles).
- "Tropicalised" as a standard.
- Self-extinguishing at 960 °C as per HN 60 E 11.
- Max. operating voltage: 660 VAC.
- Max. current per terminal lug (40 °C): 32 A; cable 6 mm².
- Short-circuit withstand: 7,4 kA during 60 ms.
- Protection degree IP20.
- 4 ratings from 32 to 100 A, with 1 pole or 2 poles.
- Material : brass (32 to 50 A) and copper (63 to 100 A).
- 2 types of coating: Uncoated or tin-plated.

Configurations



1. Conductor.
2. Insulating end stop.
3. Link.
4. Link.
5. End stop.
6. Power supply and connection device.
7. Sheath fixing.
8. Sheath fixing support.
9. Insulating seal.
10. Insulating sheath.

References

AUXIGAINÉ

Rating (A)	Type	Length (m)	To be ordered in multiples of	Reference
32	2 non-coated brass conductors	1,90	10	173G 0302
50	1 non-coated brass conductor	1,90	10	173G 0101
50	2 non-coated brass conductors	1,90	10	173G 0102
63	2 copper-coated conductors	1,90	10	173G 0412
100	2 non-coated copper conductors	1,90	10	173G 0202
100	1 copper-coated conductor	1,90	10	173G 0211
100	2 copper-coated conductors	1,90	10	173G 0212

Accessories

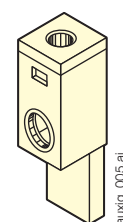
Power supply and connection device

Use

- For connecting cables with cross-sections from 10 to 25 mm².
- Ensure the electrical connection between AUXIGAINÉ via an insulated cable from 10 to 25 mm² (cable not supplied).

Characteristics

Operational current: I_e = 125 A



Type	To be ordered in multiples of	Reference
Power supply and connection device	10	173G 9263

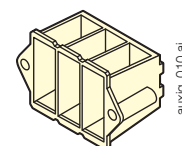
Sheath fixing

Use

For fixing up to 3 AUXIGAINÉ, that is 6 conductors. A sheath fixing should be used every 500 mm.

Material

Self-extinguishable polyamide.



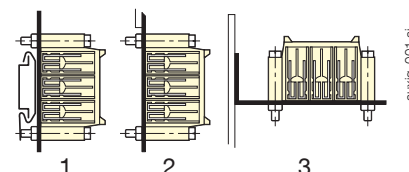
Type	To be ordered in multiples of	Reference
Sheath fixing	50	173G 7003

Sheath fixing support

Use

For attaching the sheath fixing support to the symmetrical rail (1), to a flat support (2) or to the bracket (3).

Mounting	Figure n°	To be ordered in multiples of	Reference
Symmetrical rail	1	10	173G 7185
Flat support	2	10	173G 7180
90° bracket	3	10	173G 7090

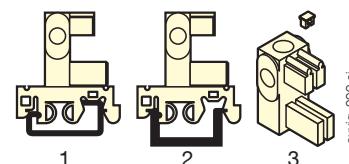


Extremity fixing

Use

Can be clipped in parallel or perpendicular position to the symmetrical and asymmetrical rail or can be mounted on a sheet metal support. The end support is for stopping and fixing the AUXIGAINÉ. To be attached at the extremity of the product.

Mounting	Figure n°	To be ordered in multiples of	Reference
Symmetrical and asymmetrical rail	1 and 2	10	173G 8003
Sheet metal panel	3	10	173G 8002



Seal and end stop

Use

- Seal: ensures the AUXIGAINÉ IP20 protection between connections.
- End stop: ensures insulation and maintains the conductor in case it needs to be cut.

Type	Figure n°	To be ordered in multiples of	Reference
Insulating seal (L = 1m)	1	10	173G 8005
Insulating end stop	2	1	173G 8001

